



**Grossmont Union High School District: Proposition H Projects**  
**Budget and Expenditure Summary By Phase**  
**As of December 31, 2007**

Level 0: by Phase	A	B	C = A + B	D	E	F	G = D + E + F	H = C - G
Data as of 12/31/07	Original Budget	Budget Adjustment	Revised Budget	Expenditures	Encumbrance	Forecast Cost to Complete	Total Commitments	Budget Balance Available
COPS Payoff	\$28,642,409	\$0	\$28,642,409	\$28,642,409	\$0	\$0	\$28,642,409	\$0
Funding Set	\$7,349,454	\$0	\$7,349,454	\$7,349,454	\$0	\$0	\$7,349,454	\$0
Interim Housing	\$8,740,000	\$0	\$8,740,000	\$5,517,200	\$749,980	\$2,472,820	\$8,740,000	\$0
Phz 1/2A Underground Utilities Infrastr	\$70,388,134	\$0	\$70,388,134	\$64,584,812	\$367,290	\$5,436,031	\$70,388,134	\$0
Phz 2B Modernization	\$103,609,745	\$7,528,281	\$111,138,026	\$15,244,947	\$30,900,766	\$64,992,313	\$111,138,026	\$0
Phz 3A New Science Building	\$75,452,178	\$6,636,473	\$82,088,651	\$65,296	\$59,604	\$81,963,751	\$82,088,651	\$0
Phz 3B-R Modernization	\$14,125,379	(\$656,520)	\$13,468,859	\$0	\$0	\$13,468,859	\$13,468,859	\$0
Phz 3C/NS Modernization/New Schools	\$65,000,000	\$0	\$65,000,000	\$0	\$0	\$65,000,000	\$65,000,000	\$0
Eligible State Match - N/S	\$26,782,711	\$0	\$26,782,711	\$0	\$0	\$26,782,711	\$26,782,711	\$0
New School EIR	\$580,000	\$250,000	\$830,000	\$309,682	\$430,634	\$89,684	\$830,000	\$0
Program Management Organization	\$20,493,400	\$0	\$20,493,400	\$2,965,396	\$1,899,663	\$15,628,341	\$20,493,400	\$0
Program Reserve	\$32,236,590	(\$13,758,234)	\$18,478,356	\$0	\$0	\$18,478,356	\$18,478,356	\$0
<b>Grand Total</b>	<b>\$453,400,000</b>	<b>\$0</b>	<b>\$453,400,000</b>	<b>\$124,679,197</b>	<b>\$34,407,938</b>	<b>\$294,312,865</b>	<b>\$453,400,000</b>	<b>\$0</b>



# Grossmont Union High School District: Proposition H Projects

## Budget and Expenditure Summary By School

### As of December 31, 2007

	A	B	C = A + B	D	E	F	G = D + E + F	H = C - G
Level 1: by School	Original Budget	Budget Adjustment	Revised Budget	Expenditures	Encumbrance	Forecast Cost to Complete	Total Commitments	Budget Balance Available
Data as of 12/31/07								
<b>Grossmont High School</b>	<b>001</b>							
Funding Set	\$1,061,325	\$0	\$1,061,325	\$1,061,325	\$0	\$0	\$1,061,325	\$0
Interim Housing	\$1,750,000	\$0	\$1,750,000	\$1,388,793	\$245,286	\$115,921	\$1,750,000	\$0
Phz 1/2A Underground Utilities Infrastructure	\$6,616,112	\$0	\$6,616,112	\$6,588,142	\$28,142	(\$173)	\$6,616,112	\$0
Phz 2B Modernization	\$9,785,187	(\$528,923)	\$9,256,264	\$3,952,931	\$3,979,331	\$1,324,002	\$9,256,264	\$0
Phz 3A New Science Building	\$15,734,409	\$108,761	\$15,843,170	\$6,250	\$6,800	\$15,830,120	\$15,843,170	\$0
Phz 3B-R Modernization	\$0	\$420,162	\$420,162	\$0	\$0	\$420,162	\$420,162	\$0
<b>Subtotal Grossmont High School</b>	<b>\$34,947,033</b>	<b>\$0</b>	<b>\$34,947,033</b>	<b>\$12,997,441</b>	<b>\$4,259,560</b>	<b>\$17,690,032</b>	<b>\$34,947,033</b>	<b>\$0</b>
<b>Helix High School</b>	<b>002</b>							
Funding Set	\$1,268,560	\$0	\$1,268,560	\$1,268,560	\$0	\$0	\$1,268,560	\$0
Interim Housing	\$1,000,000	\$0	\$1,000,000	\$745,037	\$71,773	\$183,190	\$1,000,000	\$0
Phz 1/2A Underground Utilities Infrastructure	\$7,401,277	\$0	\$7,401,277	\$7,383,174	\$76,623	(\$58,520)	\$7,401,277	\$0
Phz 2B Modernization	\$12,370,406	(\$937,885)	\$11,432,521	\$1,165,924	\$7,379,365	\$2,887,231	\$11,432,521	\$0
Phz 3A New Science Building	\$11,012,261	\$0	\$11,012,261	\$7,000	\$6,200	\$10,999,061	\$11,012,261	\$0
Phz 3B-R Modernization	\$822,381	\$937,885	\$1,760,266	\$0	\$0	\$1,760,266	\$1,760,266	\$0
<b>Subtotal Helix High School</b>	<b>\$33,874,885</b>	<b>\$0</b>	<b>\$33,874,885</b>	<b>\$10,569,695</b>	<b>\$7,533,961</b>	<b>\$15,771,228</b>	<b>\$33,874,885</b>	<b>\$0</b>
<b>El Cajon Valley High School</b>	<b>003</b>							
Funding Set	\$859,375	\$0	\$859,375	\$859,375	\$0	\$0	\$859,375	\$0
Interim Housing	\$1,000,000	\$0	\$1,000,000	\$548,140	\$109,046	\$342,814	\$1,000,000	\$0
Phz 1/2A Underground Utilities Infrastructure	\$10,458,551	\$0	\$10,458,551	\$10,451,411	\$6,804	\$336	\$10,458,551	\$0
Phz 2B Modernization	\$9,635,734	\$614,374	\$10,250,108	\$4,074,218	\$4,680,781	\$1,495,109	\$10,250,108	\$0
Phz 3A New Science Building	\$8,315,047	\$0	\$8,315,047	\$6,250	\$6,200	\$8,302,597	\$8,315,047	\$0
Phz 3B-R Modernization	\$2,547,982	(\$614,374)	\$1,933,608	\$0	\$0	\$1,933,608	\$1,933,608	\$0

<b>Level 1: by School</b>	<b>A</b>	<b>B</b>	<b>C = A + B</b>	<b>D</b>	<b>E</b>	<b>F</b>	<b>G = D + E + F</b>	<b>H = C - G</b>
<b>Data as of 12/31/07</b>	<b>Original Budget</b>	<b>Budget Adjustment</b>	<b>Revised Budget</b>	<b>Expenditures</b>	<b>Encumbrance</b>	<b>Forecast Cost to Complete</b>	<b>Total Commitments</b>	<b>Budget Balance Available</b>
<b>Subtotal El Cajon Valley High School</b>	<b>\$32,816,689</b>	<b>\$0</b>	<b>\$32,816,689</b>	<b>\$15,939,394</b>	<b>\$4,802,831</b>	<b>\$12,074,463</b>	<b>\$32,816,689</b>	<b>\$0</b>
<b>Mount Miguel High School</b>	<b>004</b>							
Funding Set	\$911,136	\$0	\$911,136	\$911,136	\$0	\$0	\$911,136	\$0
Interim Housing	\$750,000	\$0	\$750,000	\$2,356	\$0	\$747,644	\$750,000	\$0
Phz 1/2A Underground Utilities Infrastructure	\$7,657,528	\$0	\$7,657,528	\$1,984,369	\$170,240	\$5,502,919	\$7,657,528	\$0
Phz 2B Modernization	\$10,763,372	\$0	\$10,763,372	\$128,246	\$412,731	\$10,222,395	\$10,763,372	\$0
Phz 3B-R Modernization	\$4,964,134	\$0	\$4,964,134	\$0	\$0	\$4,964,134	\$4,964,134	\$0
<b>Subtotal Mount Miguel High School</b>	<b>\$25,046,171</b>	<b>\$0</b>	<b>\$25,046,171</b>	<b>\$3,026,108</b>	<b>\$582,970</b>	<b>\$21,437,092</b>	<b>\$25,046,171</b>	<b>\$0</b>
<b>El Capitan High School</b>	<b>005</b>							
Funding Set	\$793,718	\$0	\$793,718	\$793,718	\$0	\$0	\$793,718	\$0
Interim Housing	\$1,000,000	\$0	\$1,000,000	\$631,150	\$60,913	\$307,937	\$1,000,000	\$0
Phz 1/2A Underground Utilities Infrastructure	\$10,114,004	\$0	\$10,114,004	\$10,110,349	\$3,655	\$0	\$10,114,004	\$0
Phz 2B Modernization	\$9,170,816	(\$812,044)	\$8,358,772	\$1,460,833	\$3,055,254	\$3,842,685	\$8,358,772	\$0
Phz 3A New Science Building	\$8,476,672	\$105,211	\$8,581,883	\$8,333	\$8,200	\$8,565,350	\$8,581,883	\$0
Phz 3B-R Modernization	\$0	\$706,833	\$706,833	\$0	\$0	\$706,833	\$706,833	\$0
<b>Subtotal El Capitan High School</b>	<b>\$29,555,210</b>	<b>\$0</b>	<b>\$29,555,210</b>	<b>\$13,004,382</b>	<b>\$3,128,022</b>	<b>\$13,422,805</b>	<b>\$29,555,210</b>	<b>\$0</b>
<b>Granite Hills High School</b>	<b>006</b>							
Funding Set	\$955,515	\$0	\$955,515	\$955,515	\$0	\$0	\$955,515	\$0
Interim Housing	\$1,080,000	\$0	\$1,080,000	\$909,033	\$94,922	\$76,046	\$1,080,000	\$0
Phz 1/2A Underground Utilities Infrastructure	\$6,709,853	\$0	\$6,709,853	\$6,707,610	\$2,243	\$0	\$6,709,853	\$0
Phz 2B Modernization	\$9,298,474	\$525,362	\$9,823,836	\$1,451,343	\$5,039,177	\$3,333,316	\$9,823,836	\$0
Phz 3A New Science Building	\$8,549,759	\$0	\$8,549,759	\$20,046	\$14,404	\$8,515,309	\$8,549,759	\$0
Phz 3B-R Modernization	\$2,343,387	(\$525,362)	\$1,818,025	\$0	\$0	\$1,818,025	\$1,818,025	\$0
<b>Subtotal Granite Hills High School</b>	<b>\$28,936,988</b>	<b>\$0</b>	<b>\$28,936,988</b>	<b>\$10,043,547</b>	<b>\$5,150,745</b>	<b>\$13,742,696</b>	<b>\$28,936,988</b>	<b>\$0</b>
<b>Monte Vista High School</b>	<b>007</b>							
Funding Set	\$822,585	\$0	\$822,585	\$822,585	\$0	\$0	\$822,585	\$0

<b>Level 1: by School</b>	<b>A</b>	<b>B</b>	<b>C = A + B</b>	<b>D</b>	<b>E</b>	<b>F</b>	<b>G = D + E + F</b>	<b>H = C - G</b>
<b>Data as of 12/31/07</b>	<b>Original Budget</b>	<b>Budget Adjustment</b>	<b>Revised Budget</b>	<b>Expenditures</b>	<b>Encumbrance</b>	<b>Forecast Cost to Complete</b>	<b>Total Commitments</b>	<b>Budget Balance Available</b>
Interim Housing	\$1,010,000	\$0	\$1,010,000	\$727,410	\$110,637	\$171,953	\$1,010,000	\$0
Phz 1/2A Underground Utilities Infrastructure	\$10,460,503	\$0	\$10,460,503	\$10,380,036	\$76,669	\$3,799	\$10,460,503	\$0
Phz 2B Modernization	\$10,478,380	(\$1,586,435)	\$8,891,945	\$1,328,179	\$4,825,152	\$2,738,613	\$8,891,945	\$0
Phz 3A New Science Building	\$5,616,189	\$2,867,356	\$8,483,545	\$8,333	\$9,600	\$8,465,612	\$8,483,545	\$0
Phz 3B-R Modernization	\$0	(\$1,280,921)	(\$1,280,921)	\$0	\$0	(\$1,280,921)	(\$1,280,921)	\$0
<b>Subtotal Monte Vista High School</b>	<b>\$28,387,657</b>	<b>\$0</b>	<b>\$28,387,657</b>	<b>\$13,266,544</b>	<b>\$5,022,058</b>	<b>\$10,099,056</b>	<b>\$28,387,657</b>	<b>\$0</b>
<b>Santana High School</b>	<b>008</b>							
Funding Set	\$677,239	\$0	\$677,239	\$677,239	\$0	\$0	\$677,239	\$0
Interim Housing	\$1,000,000	\$0	\$1,000,000	\$565,282	\$57,404	\$377,315	\$1,000,000	\$0
Phz 1/2A Underground Utilities Infrastructure	\$8,474,898	\$0	\$8,474,898	\$8,474,518	\$672	(\$292)	\$8,474,898	\$0
Phz 2B Modernization	\$6,685,063	\$135,252	\$6,820,315	\$1,158,176	\$1,387,934	\$4,274,205	\$6,820,315	\$0
Phz 3A New Science Building	\$8,430,162	\$0	\$8,430,162	\$8,333	\$8,200	\$8,413,629	\$8,430,162	\$0
Phz 3B-R Modernization	\$2,208,044	(\$135,252)	\$2,072,792	\$0	\$0	\$2,072,792	\$2,072,792	\$0
<b>Subtotal Santana High School</b>	<b>\$27,475,406</b>	<b>\$0</b>	<b>\$27,475,406</b>	<b>\$10,883,548</b>	<b>\$1,454,209</b>	<b>\$15,137,648</b>	<b>\$27,475,406</b>	<b>\$0</b>
<b>Valhalla High School</b>	<b>009</b>							
Interim Housing	\$150,000	\$0	\$150,000	\$0	\$0	\$150,000	\$150,000	\$0
Phz 1/2A Underground Utilities Infrastructure	\$179,906	\$0	\$179,906	\$177,679	\$2,243	(\$16)	\$179,906	\$0
Phz 2B Modernization	\$17,249,992	(\$3,555,145)	\$13,694,847	\$159,762	\$1,940	\$13,533,145	\$13,694,847	\$0
Phz 3A New Science Building	\$9,317,679	\$3,555,145	\$12,872,824	\$750	\$0	\$12,872,074	\$12,872,824	\$0
Phz 3B-R Modernization	\$0	\$0	\$0	\$0	\$0	\$0	\$0	\$0
<b>Subtotal Valhalla High School</b>	<b>\$26,897,577</b>	<b>\$0</b>	<b>\$26,897,577</b>	<b>\$338,192</b>	<b>\$4,183</b>	<b>\$26,555,203</b>	<b>\$26,897,577</b>	<b>\$0</b>
<b>West Hills High School</b>	<b>010</b>							
Phz 1/2A Underground Utilities Infrastructure	\$345,817	\$0	\$345,817	\$345,817	\$0	\$0	\$345,817	\$0
Phz 2B Modernization	\$3,800,519	\$541,920	\$4,342,439	\$179,739	\$123,957	\$4,038,743	\$4,342,439	\$0
Phz 3B-R Modernization	\$815,413	(\$541,920)	\$273,493	\$0	\$0	\$273,493	\$273,493	\$0
<b>Subtotal West Hills High School</b>	<b>\$4,961,749</b>	<b>\$0</b>	<b>\$4,961,749</b>	<b>\$525,557</b>	<b>\$123,957</b>	<b>\$4,312,236</b>	<b>\$4,961,749</b>	<b>\$0</b>

<b>Level 1: by School</b>	<b>A</b>	<b>B</b>	<b>C = A + B</b>	<b>D</b>	<b>E</b>	<b>F</b>	<b>G = D + E + F</b>	<b>H = C - G</b>
<b>Data as of 12/31/07</b>	<b>Original Budget</b>	<b>Budget Adjustment</b>	<b>Revised Budget</b>	<b>Expenditures</b>	<b>Encumbrance</b>	<b>Forecast Cost to Complete</b>	<b>Total Commitments</b>	<b>Budget Balance Available</b>
<b>Steele Canyon High School</b>	<b>011</b>							
Phz 1/2A Underground Utilities Infrastructure	\$706,914	\$0	\$706,914	\$706,914	\$0	\$0	\$706,914	\$0
Phz 2B Modernization	\$618,079	(\$217,757)	\$400,322	\$34,391	\$0	\$365,931	\$400,322	\$0
Phz 3B-R Modernization	\$235,890	\$217,757	\$453,647	\$0	\$0	\$453,647	\$453,647	\$0
<b>Subtotal Steele Canyon High School</b>	<b>\$1,560,883</b>	<b>\$0</b>	<b>\$1,560,883</b>	<b>\$741,305</b>	<b>\$0</b>	<b>\$819,578</b>	<b>\$1,560,883</b>	<b>\$0</b>
<b>New High School</b>	<b>012</b>							
New School EIR	\$580,000	\$250,000	\$830,000	\$309,682	\$430,634	\$89,684	\$830,000	\$0
<b>Subtotal New High School</b>	<b>\$580,000</b>	<b>\$250,000</b>	<b>\$830,000</b>	<b>\$309,682</b>	<b>\$430,634</b>	<b>\$89,684</b>	<b>\$830,000</b>	<b>\$0</b>
<b>Work Training Center</b>	<b>032</b>							
Phz 1/2A Underground Utilities Infrastructure	\$446,070	\$0	\$446,070	\$446,070	\$0	\$0	\$446,070	\$0
Phz 2B Modernization	\$452,091	\$3,081,735	\$3,533,826	\$24,095	\$0	\$3,509,732	\$3,533,826	\$0
Phz 3B-R Modernization	\$68,662	(\$34,331)	\$34,331	\$0	\$0	\$34,331	\$34,331	\$0
<b>Subtotal Work Training Center</b>	<b>\$966,823</b>	<b>\$3,047,404</b>	<b>\$4,014,227</b>	<b>\$470,165</b>	<b>\$0</b>	<b>\$3,544,063</b>	<b>\$4,014,227</b>	<b>\$0</b>
<b>Viking Center</b>	<b>033</b>							
Phz 2B Modernization	\$1,903,386	\$4,412,528	\$6,315,914	\$33,323	\$0	\$6,282,591	\$6,315,914	\$0
Phz 3B-R Modernization	\$108,964	(\$54,482)	\$54,482	\$0	\$0	\$54,482	\$54,482	\$0
<b>Subtotal Viking Center</b>	<b>\$2,012,350</b>	<b>\$4,358,046</b>	<b>\$6,370,396</b>	<b>\$33,323</b>	<b>\$0</b>	<b>\$6,337,073</b>	<b>\$6,370,396</b>	<b>\$0</b>
<b>Chaparral High School</b>	<b>040</b>							
Phz 1/2A Underground Utilities Infrastructure	\$816,700	\$0	\$816,700	\$816,700	\$0	\$0	\$816,700	\$0
Phz 2B Modernization	\$940,808	(\$296,951)	\$643,857	\$93,072	\$15,144	\$535,641	\$643,857	\$0
Phz 3B-R Modernization	\$0	\$252,746	\$252,746	\$0	\$0	\$252,746	\$252,746	\$0
<b>Subtotal Chaparral High School</b>	<b>\$1,757,508</b>	<b>(\$44,205)</b>	<b>\$1,713,303</b>	<b>\$909,772</b>	<b>\$15,144</b>	<b>\$788,387</b>	<b>\$1,713,303</b>	<b>\$0</b>
<b>Foothills Adult School</b>	<b>051</b>							
Phz 2B Modernization	\$457,438	\$152,250	\$609,688	\$0	\$0	\$609,688	\$609,688	\$0
Phz 3B-R Modernization	\$10,522	(\$5,261)	\$5,261	\$0	\$0	\$5,261	\$5,261	\$0

<b>Level 1: by School</b> <b>Data as of 12/31/07</b>	<b>A</b> <b>Original Budget</b>	<b>B</b> <b>Budget Adjustment</b>	<b>C = A + B</b> <b>Revised Budget</b>	<b>D</b> <b>Expenditures</b>	<b>E</b> <b>Encumbrance</b>	<b>F</b> <b>Forecast Cost to Complete</b>	<b>G = D + E + F</b> <b>Total Commitments</b>	<b>H = C - G</b> <b>Budget Balance Available</b>
<b>Subtotal Foothills Adult School</b>	<b>\$467,960</b>	<b>\$146,989</b>	<b>\$614,949</b>	<b>\$0</b>	<b>\$0</b>	<b>\$614,949</b>	<b>\$614,949</b>	<b>\$0</b>
<b>Health Occupation Center</b>	<b>075</b>							
Phz 1/2A Underground Utilities Infrastructure	\$0	\$0	\$0	\$822	\$0	(\$822)	\$0	\$0
Phz 2B Modernization	\$0	\$0	\$0	\$713	\$0	(\$713)	\$0	\$0
<b>Subtotal Health Occupation Center</b>	<b>\$0</b>	<b>\$0</b>	<b>\$0</b>	<b>\$1,535</b>	<b>\$0</b>	<b>(\$1,535)</b>	<b>\$0</b>	<b>\$0</b>
<b>Facilities Management</b>	<b>117</b>							
COPS Payoff	\$28,642,409	\$0	\$28,642,409	\$28,642,409	\$0	\$0	\$28,642,409	\$0
<b>Subtotal Facilities Management</b>	<b>\$28,642,409</b>	<b>\$0</b>	<b>\$28,642,409</b>	<b>\$28,642,409</b>	<b>\$0</b>	<b>\$0</b>	<b>\$28,642,409</b>	<b>\$0</b>
<b>Home Choice</b>	<b>131</b>							
Phz 1/2A Underground Utilities Infrastructure	\$0	\$0	\$0	\$11,200	\$0	(\$11,200)	\$0	\$0
<b>Subtotal Home Choice</b>	<b>\$0</b>	<b>\$0</b>	<b>\$0</b>	<b>\$11,200</b>	<b>\$0</b>	<b>(\$11,200)</b>	<b>\$0</b>	<b>\$0</b>
<b>Homestead</b>	<b>138</b>							
Phz 2B Modernization	\$0	\$6,000,000	\$6,000,000	\$0	\$0	\$6,000,000	\$6,000,000	\$0
<b>Subtotal Homestead</b>	<b>\$0</b>	<b>\$6,000,000</b>	<b>\$6,000,000</b>	<b>\$0</b>	<b>\$0</b>	<b>\$6,000,000</b>	<b>\$6,000,000</b>	<b>\$0</b>
<b>Districtwide</b>	<b>888</b>							
Program Management Organization	\$20,493,400	\$0	\$20,493,400	\$2,965,396	\$1,899,663	\$15,628,341	\$20,493,400	\$0
<b>Subtotal Districtwide</b>	<b>\$20,493,400</b>	<b>\$0</b>	<b>\$20,493,400</b>	<b>\$2,965,396</b>	<b>\$1,899,663</b>	<b>\$15,628,341</b>	<b>\$20,493,400</b>	<b>\$0</b>
<b>Program Reserve</b>	<b>900</b>							
Program Reserve	\$32,236,590	(\$13,758,234)	\$18,478,356	\$0	\$0	\$18,478,356	\$18,478,356	\$0
<b>Subtotal Program Reserve</b>	<b>\$32,236,590</b>	<b>(\$13,758,234)</b>	<b>\$18,478,356</b>	<b>\$0</b>	<b>\$0</b>	<b>\$18,478,356</b>	<b>\$18,478,356</b>	<b>\$0</b>
<b>Eligible State Match - N/S</b>	<b>998</b>							
Eligible State Match - N/S	\$26,782,711	\$0	\$26,782,711	\$0	\$0	\$26,782,711	\$26,782,711	\$0
<b>Subtotal Eligible State Match - N/S</b>	<b>\$26,782,711</b>	<b>\$0</b>	<b>\$26,782,711</b>	<b>\$0</b>	<b>\$0</b>	<b>\$26,782,711</b>	<b>\$26,782,711</b>	<b>\$0</b>

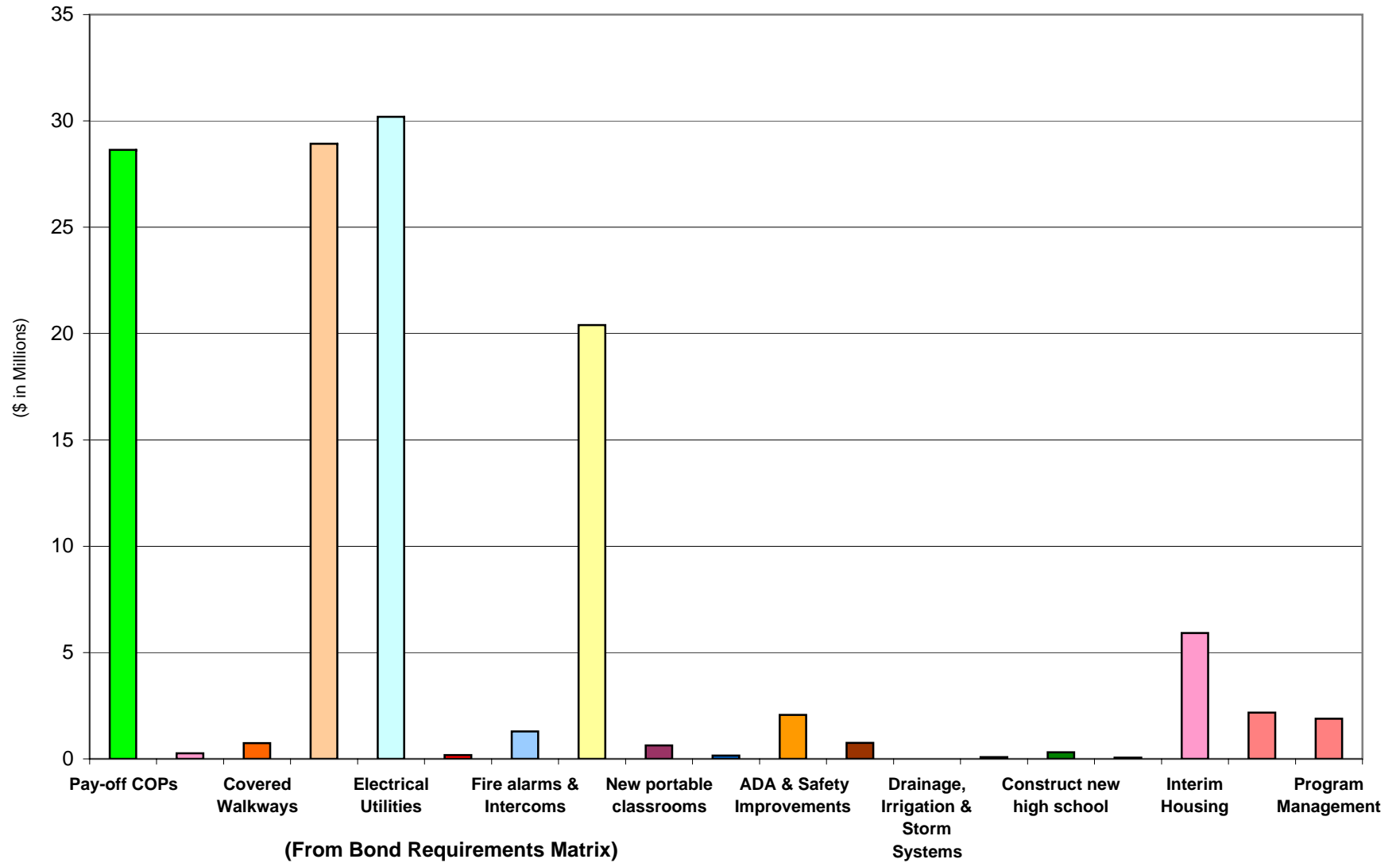
Level 1: by School Data as of 12/31/07	A	B	C = A + B	D	E	F	G = D + E + F	H = C - G
	Original Budget	Budget Adjustment	Revised Budget	Expenditures	Encumbrance	Forecast Cost to Complete	Total Commitments	Budget Balance Available
<b>Modernization/New Schools</b>	<b>999</b>							
Phz 3C/NS Modernization/New Schools	\$65,000,000	\$0	\$65,000,000	\$0	\$0	\$65,000,000	\$65,000,000	\$0
<b>Subtotal Modernization/New Schools</b>	<b>\$65,000,000</b>	<b>\$0</b>	<b>\$65,000,000</b>	<b>\$0</b>	<b>\$0</b>	<b>\$65,000,000</b>	<b>\$65,000,000</b>	<b>\$0</b>
<b>Grand Total</b>	<b>\$453,400,000</b>	<b>\$0</b>	<b>\$453,400,000</b>	<b>\$124,679,197</b>	<b>\$34,407,938</b>	<b>\$294,312,865</b>	<b>\$453,400,000</b>	<b>\$0</b>

### GUHSD Prop H\* Program Management Organization Costs (Program to date through 12/31/07)



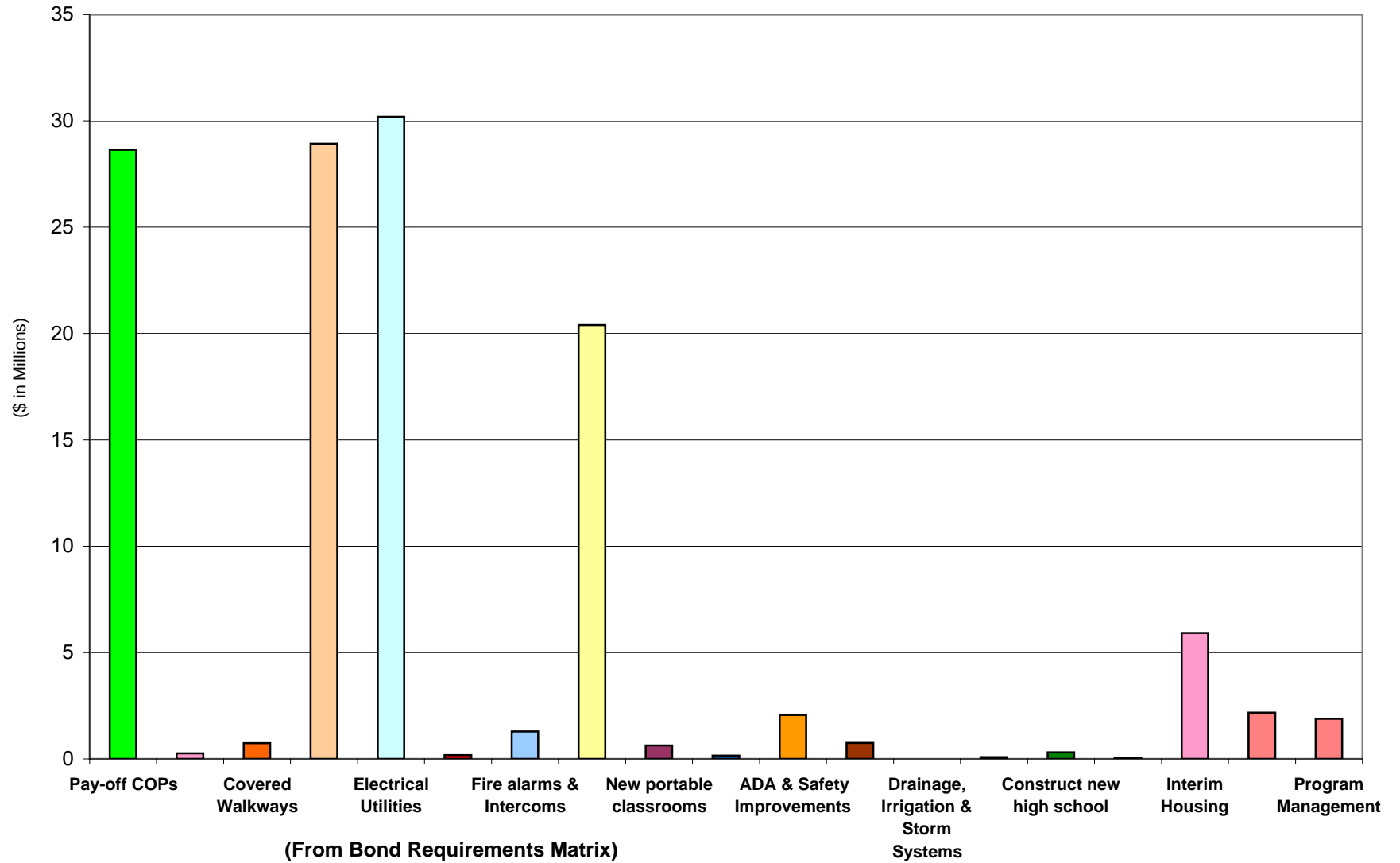
\* Includes State School Facility Program Matching Funds, Deferred Maintenance, Redevelopment revenue and Developer fees allocated to Prop H Program by GUHSD Governing Board

**GUHSD PROP H\* Actual Expenditures by Bond Element**  
 (Program to date through 12/31/07) Total \$124.7M



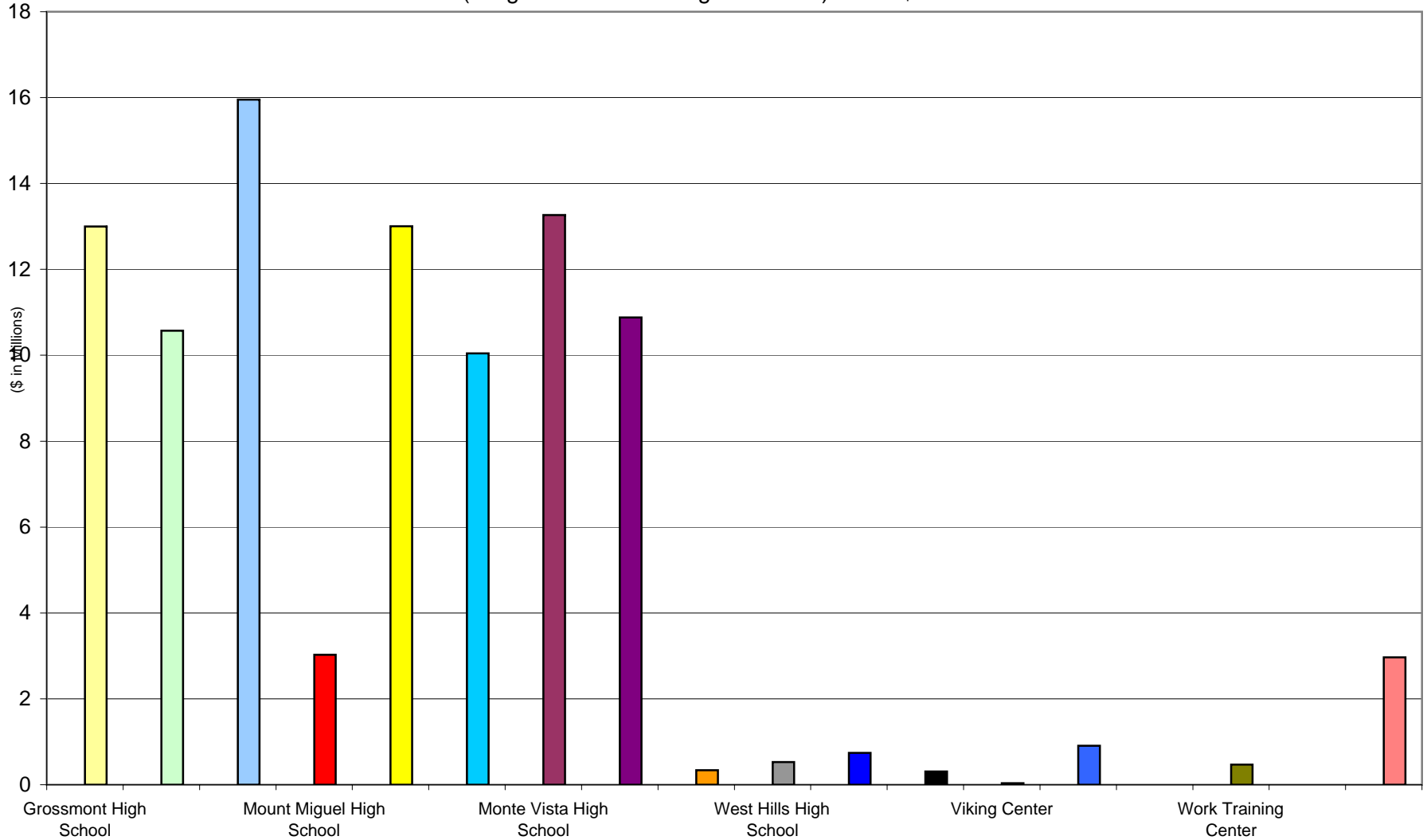
\*Includes State School Facility Program Matching Funds, Deferred Maintenance, Redevelopment revenue and Developer fees allocated to Prop H Program by GUHSD Governing Board

**GUHSD PROP H\* Actual Expenditures by Bond Element**  
 (Program to date through 12/31/07) Total \$124.7M



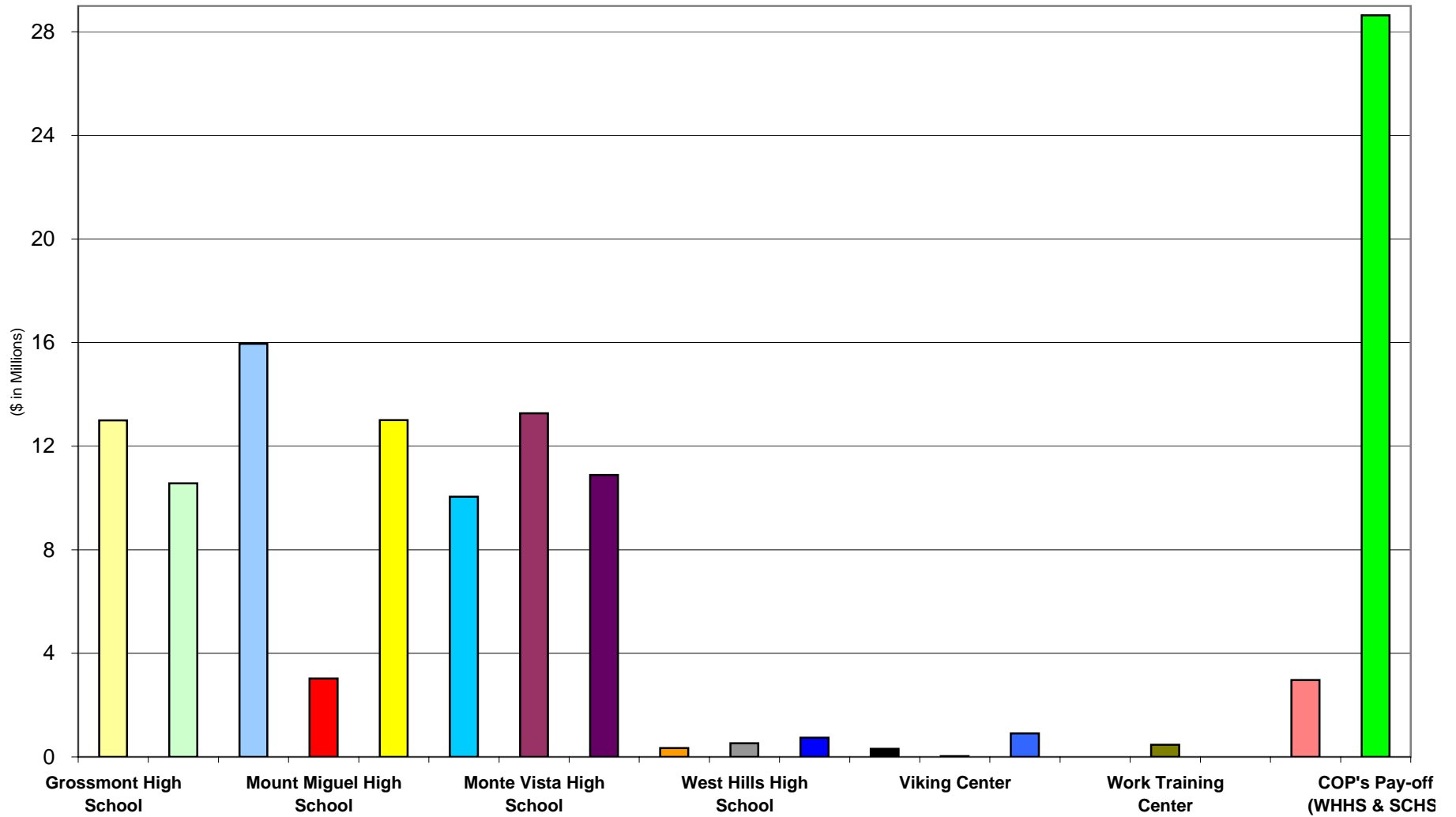
\*Includes State School Facility Program Matching Funds, Deferred Maintenance, Redevelopment revenue and Developer fees allocated to Prop H Program by GUHSD Governing Board

**GUHSD PROP H\* Actual Expenditures by Location Excluding COPs Pay-off**  
 (Program to date through 12/31/07) Total \$96.0M



\*Includes State School Facility Program Matching Funds, Deferred Maintenance, Redevelopment revenue and Developer fees allocated to Prop H Program by GUHSD Governing Board

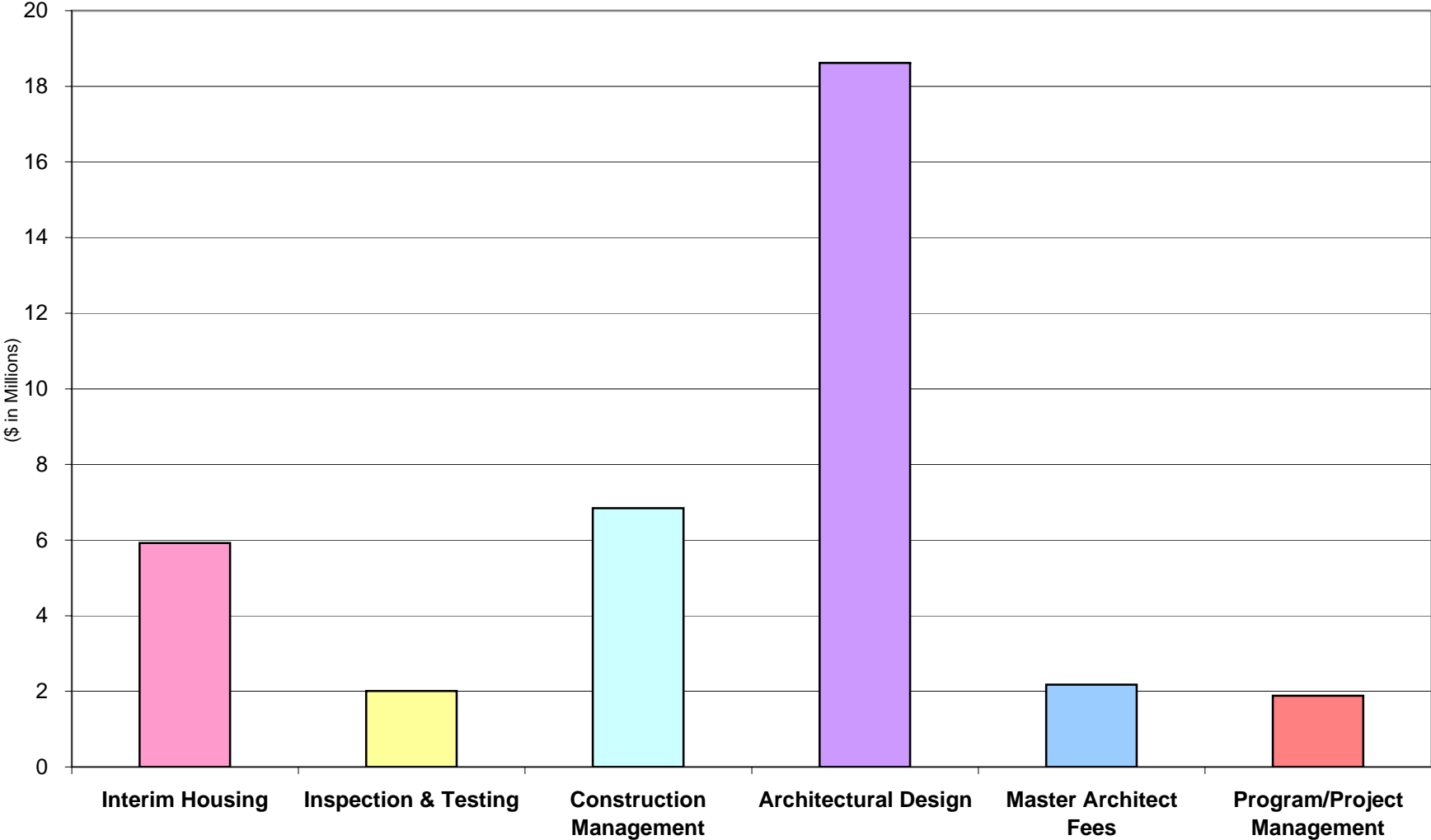
**GUHSD PROP H\* Actual Expenditures by Location**  
 (Program to date through 12/31/07) Total \$124.7M



\*Includes State School Facility Program Matching Funds, Deferred Maintenance, Redevelopment Revenue and Developer Fees allocated to Prop H Program by GUHSD Governing Board

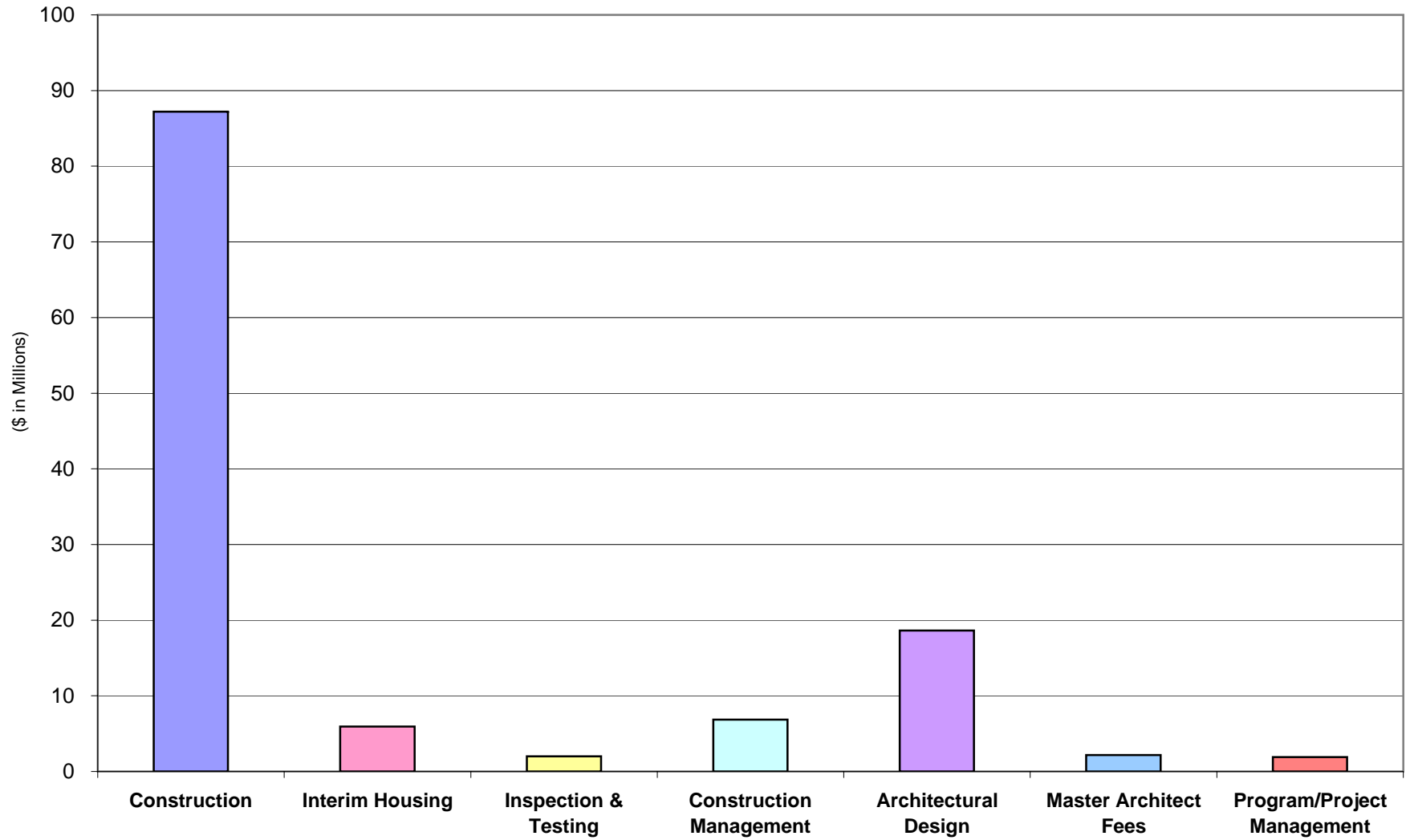
### GUHSD PROP H\* Actual Expenditures by Type Excluding Construction

(Program to date through 12/31/07) Total \$35.5M



\*Includes State School Facility Program Matching Funds, Deferred Maintenance, Redevelopment revenue and Developer Fees allocated to Prop H Program by GUHSD Governing Board

**GUHSD PROP H\* Actual Expenditures by Type**  
(Program to date through 12/31/07) Total \$124.7M

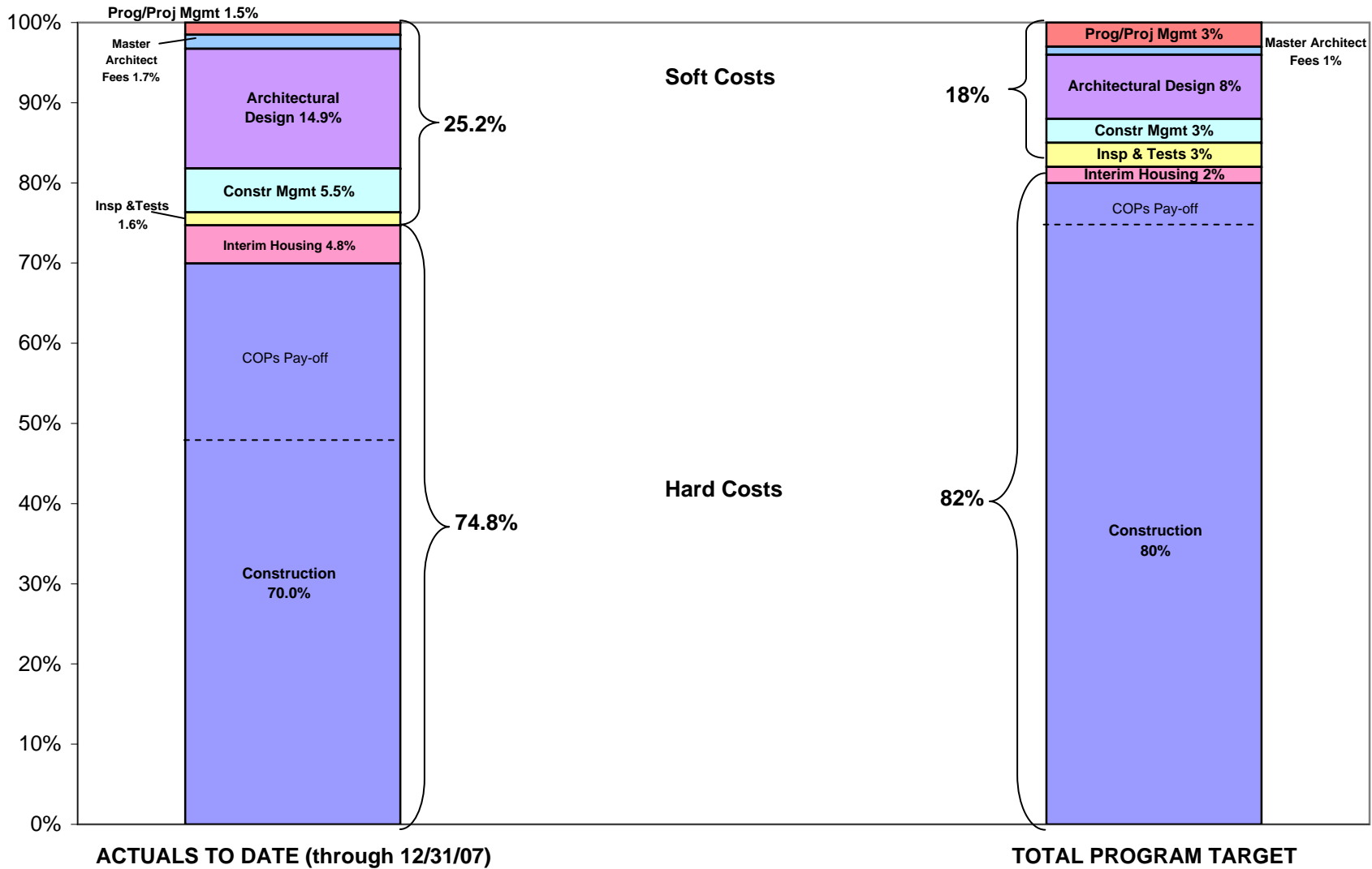


\*Includes State School Facility Program Matching Funds, Deferred Maintenance, Redevelopment revenue and Developer fees allocated to Prop H Program by GUHSD Governing Board

## GUHSD PROP H\* PERCENTAGES

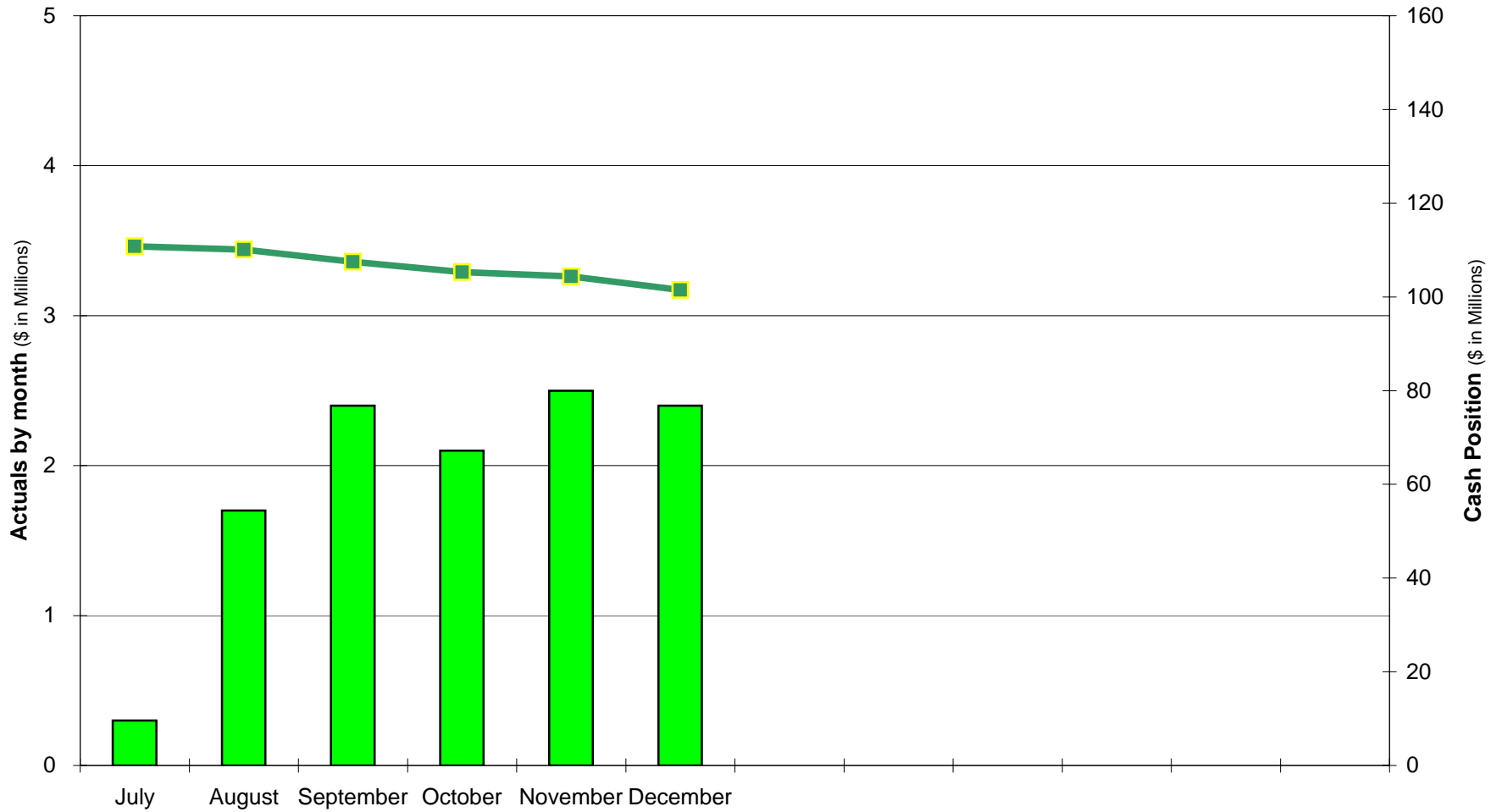
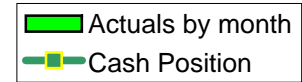
### Hard Cost/Soft Cost Distribution

#### Actuals to Date vs. Target at Completion



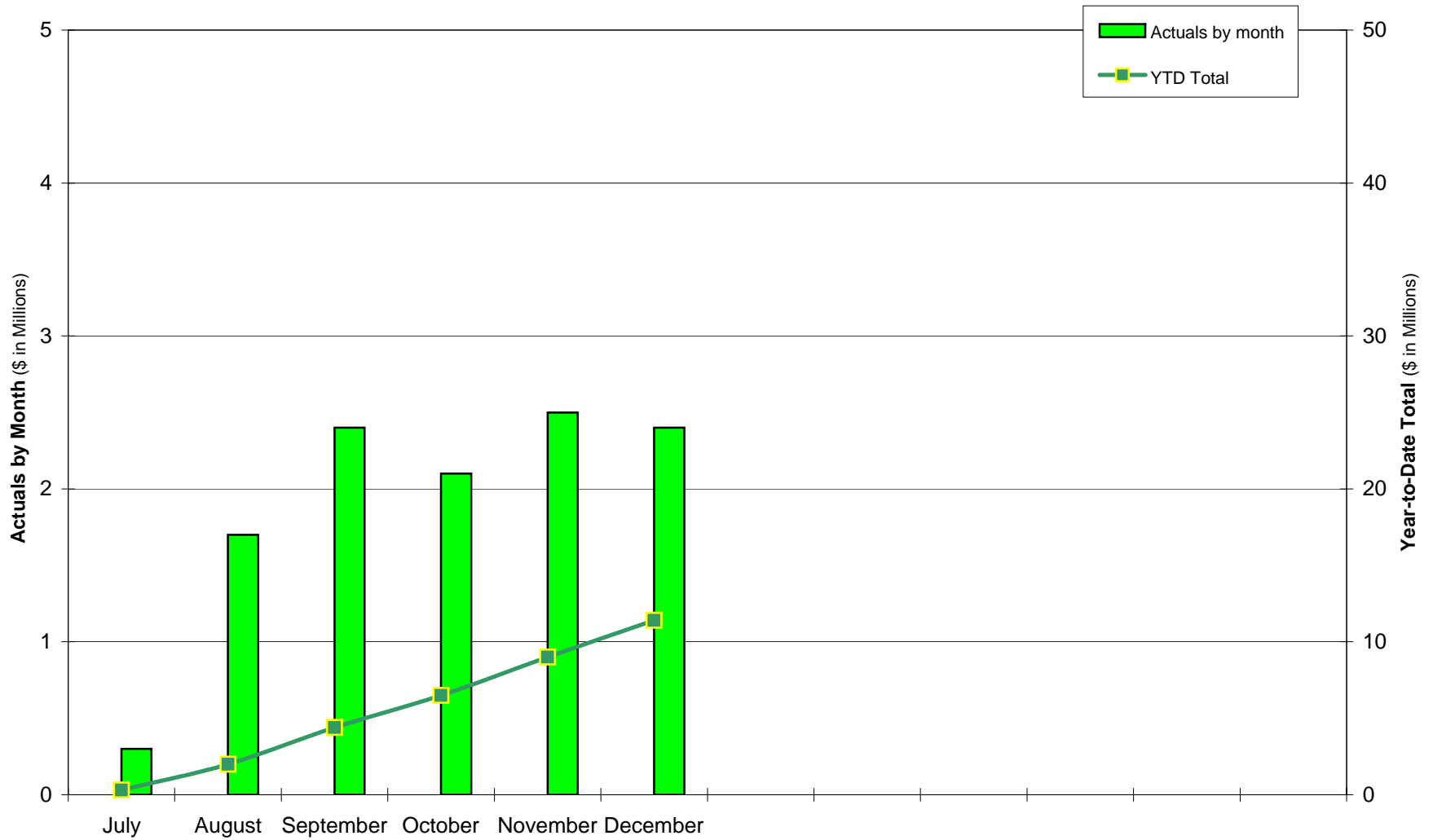
\*Includes State School Facility Program Matching Funds, Deferred Maintenance, Redevelopment revenue and Developer fees allocated to Prop H Program by GUHSD Governing Board

**GUHSD PROP H\* Expenditures vs. Available Cash**  
 Fiscal Year 2007-08 Year-to-Date 12/31/07



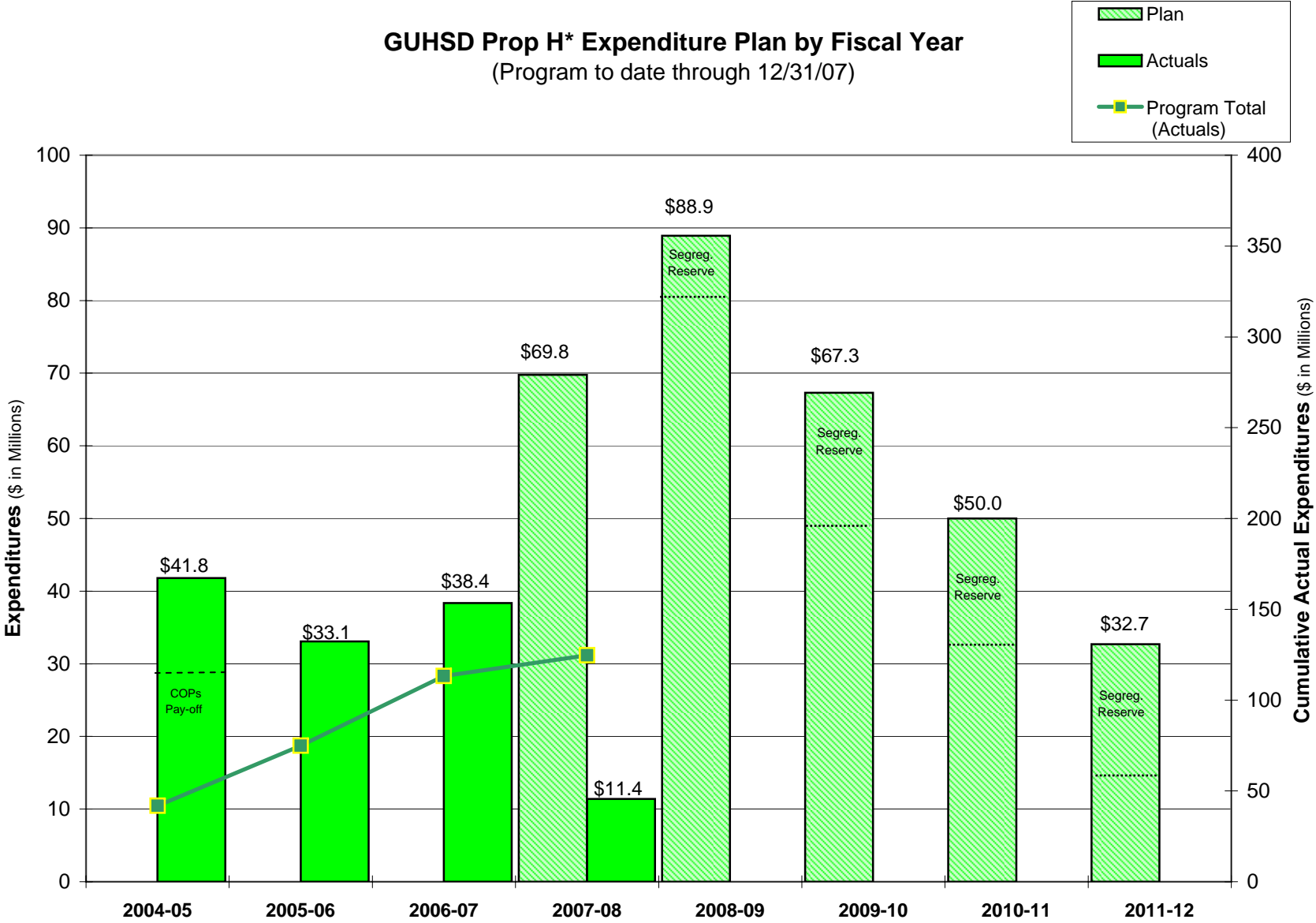
\*Includes State School Facility Program Matching Funds, Deferred Maintenance, Redevelopment revenue and Developer fees allocated to Prop H Program by GUHSD Governing Board

### GUHSD PROP H\* Expenditures by Month Fiscal Year 2007-08 Year-to-Date 12/31/07



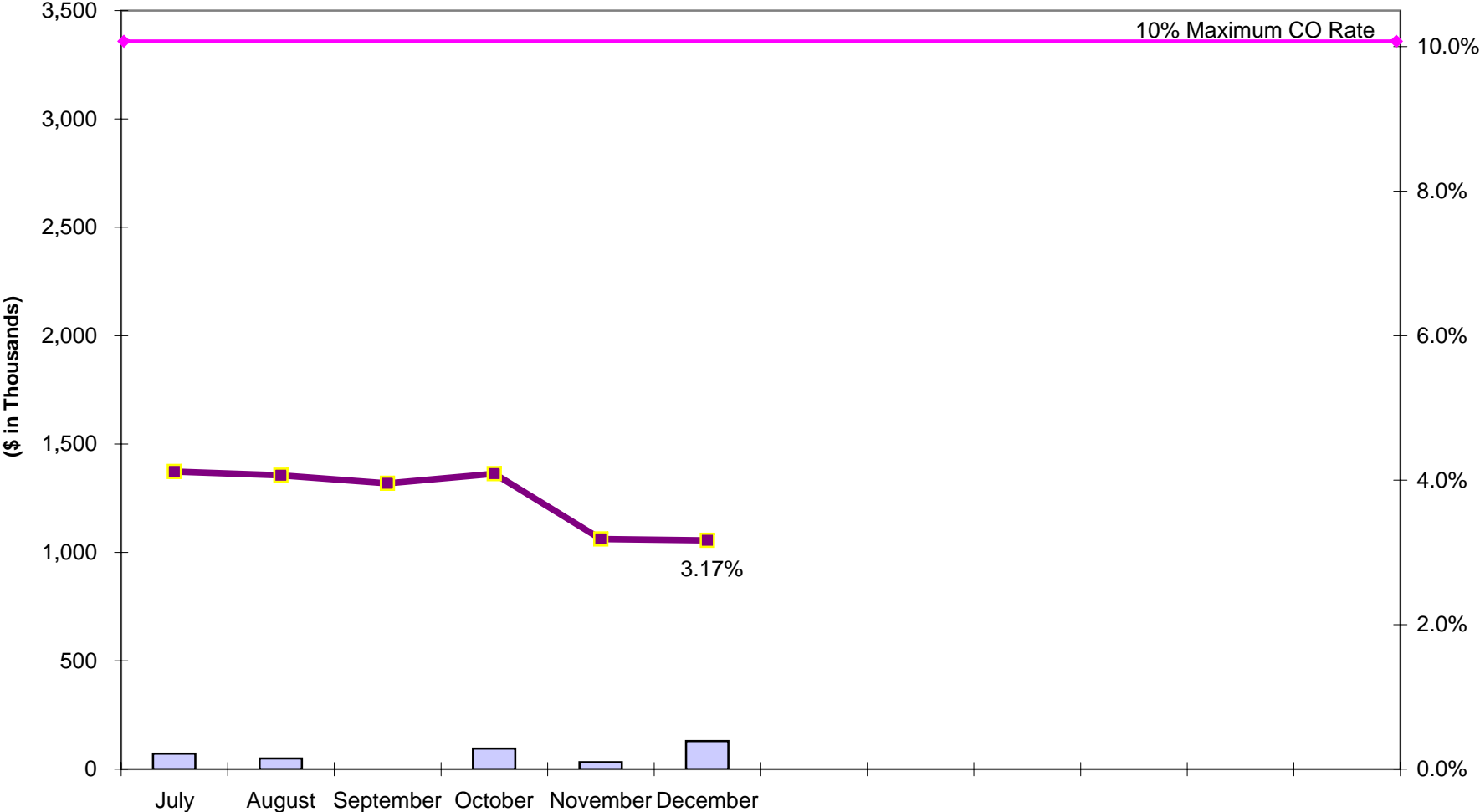
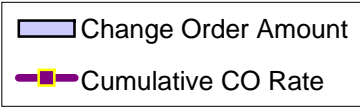
\*Includes State School Facility Program Matching Funds, Deferred Maintenance, Redevelopment revenue and Developer fees allocated to Prop H Program by GUHSD Governing Board

### GUHSD Prop H\* Expenditure Plan by Fiscal Year (Program to date through 12/31/07)



\*Includes State School Facility Program Matching Funds, Deferred Maintenance, Redevelopment revenue and Developer fees allocated to Prop H Program by GUHSD Governing Board

### GUHSD Prop H Construction Change Orders (Program to date through 12/31/07)



\* Includes State School Facility Program Matching Funds, Deferred Maintenance, Redevelopment revenue and Developer fees allocated to Prop H Program by GUHSD Governing Board